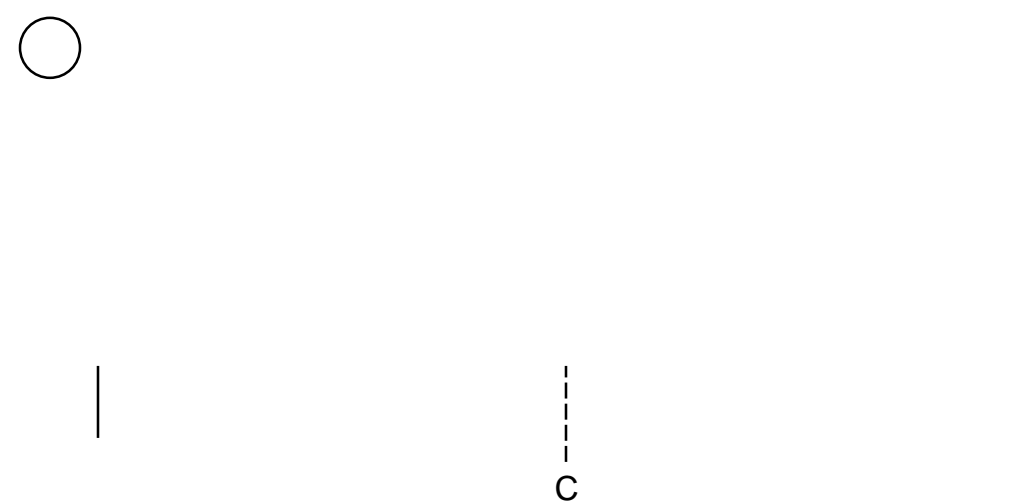
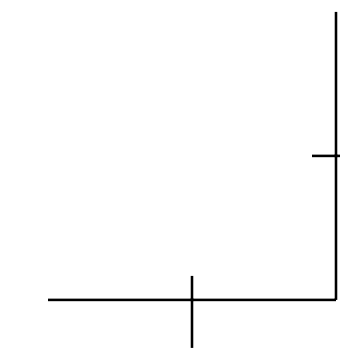
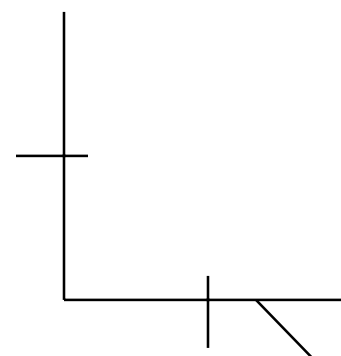
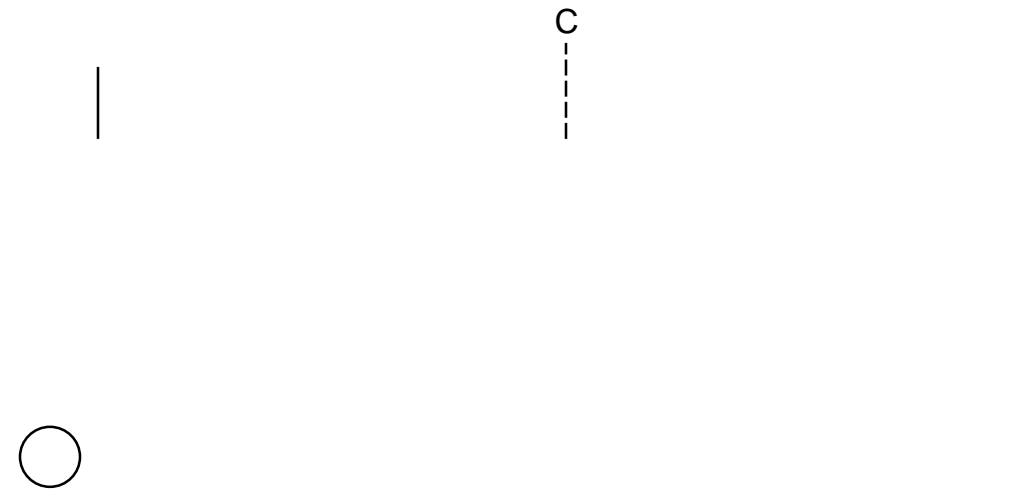
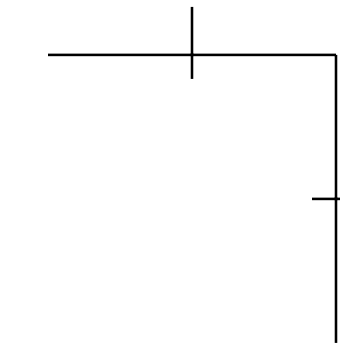
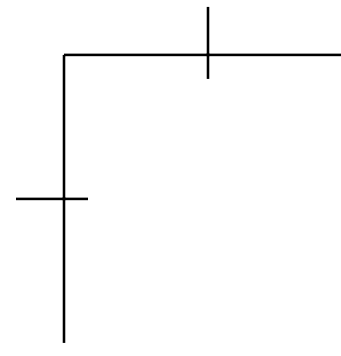


CURVED MULTISCORED SPINE  
11" X 8 1/2" SHEET SIZE PLUS 1/2" TAB ALLOWANCE  
2" CAPACITY STRAIGHT D RING METAL  
COVER MATERIAL TEMPLATE  
2" Cap-118.5-SD-ME-C

OUTSIDE VIEW SHOWN --- PRINT THIS SIDE



BACK PANEL SIZE: 11 5/8" HIGH X 10 1/4" WIDE

COVER MATERIAL SIZE: 13 1/8" HIGH X 26 7/8" WIDE

PLEASE EXTEND ALL BLEEDS AT LEAST 1/8" BEYOND THE OUTER EDGE OF THE COVER MATERIAL

FRONT PANEL SIZE: 11 5/8" HIGH X 10 1/4" WIDE

SPINE AREA: 11 5/8" HIGH X 4 7/8" WIDE

 RIVET HEAD PLACEMENT

PLEASE LEAVE A 1/8" PERIMETER VOID OF GRAPHICS AROUND EACH RIVET HEAD

PLEASE REMOVE BEFORE THE FINAL PRINT